

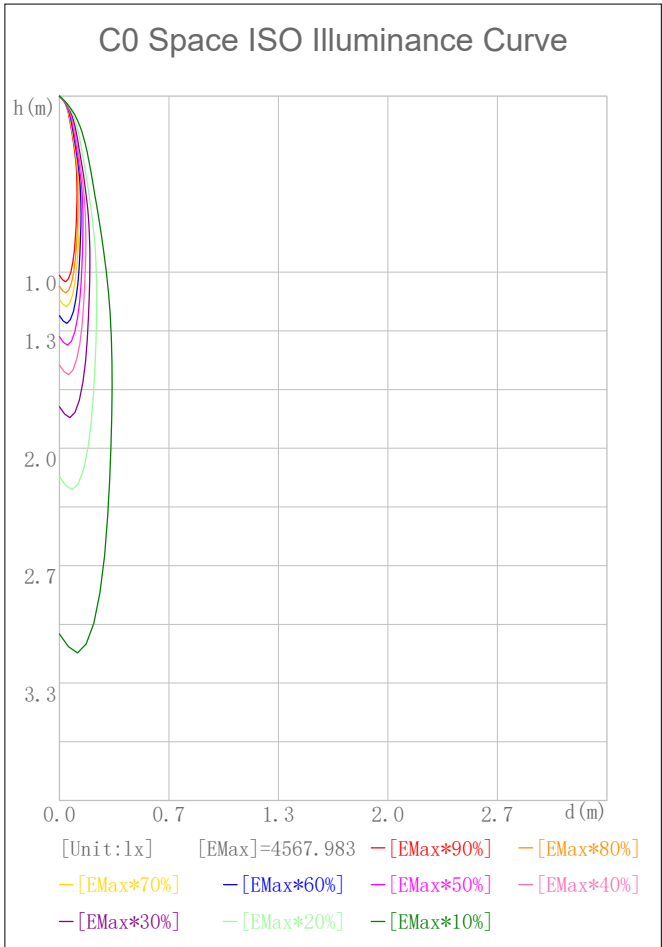
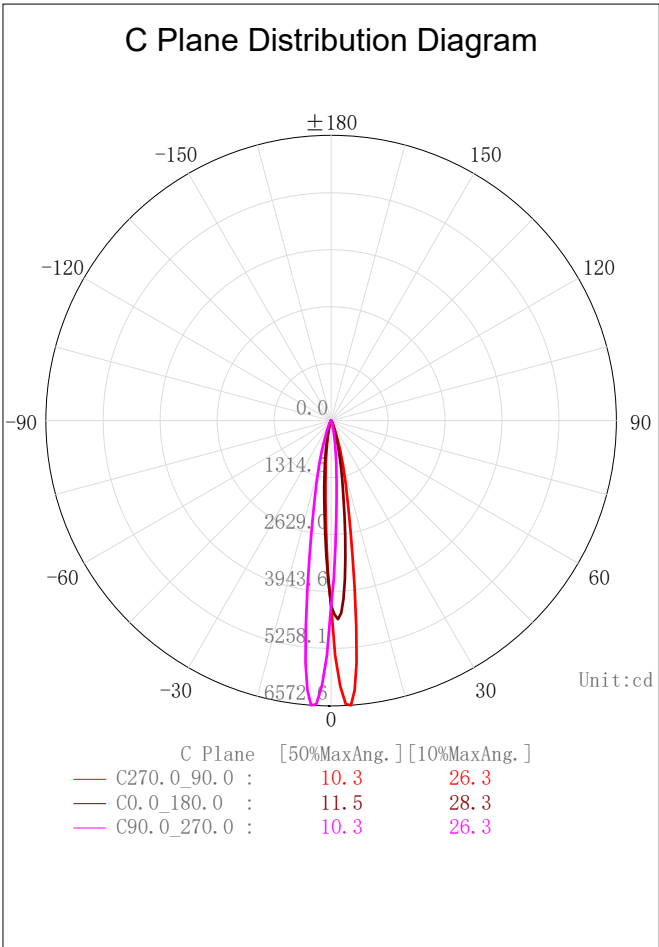
Indoor Luminaire Photometric Data

Description Information

Luminary Name: TR08-06-XX-01 3000K RA90 15D		Lum. Catalog:	Test ID: 01
Lamp Name:		Lamp Catalog: LED	Test Date: 2021/11/15
Manufacture: Shenzhen Norming Lighting Co., Ltd		Shld. Ang(°):	Test Machine:GON-2000
Test Lab: Quality Department		Frequency (Hz):	Lamp CCT (K): Ra:
Lum. Size (W*L*H):0.076m*0.076m*0.000m		Lum. Area (m2):0.005	Lum. W (kg): 0.000
Test System: C, γ	Test Step: C=90.0 γ=1.0	Temp. (°C): 25	Humidity(%): 50.0

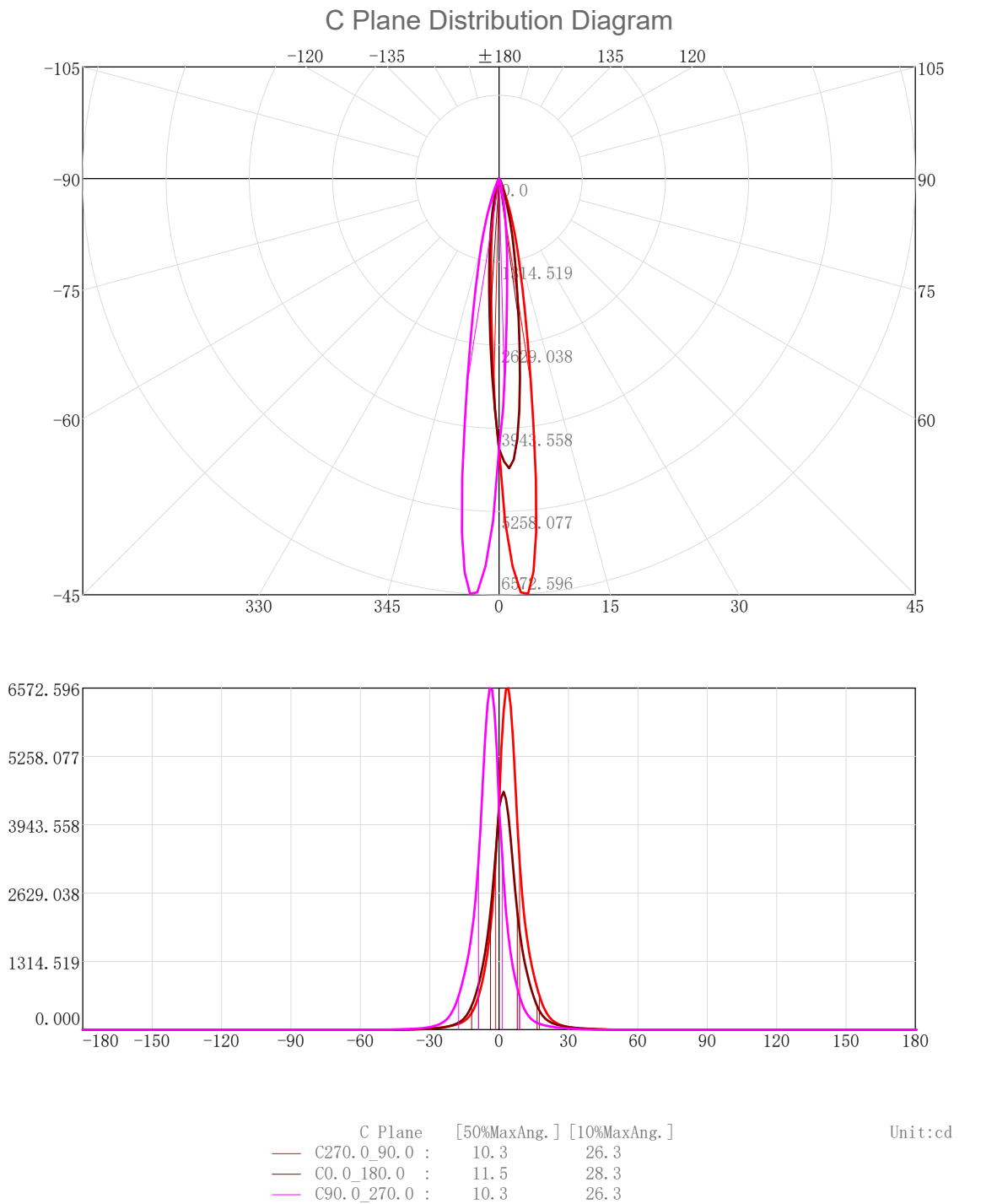
Character Parameter

Lamp Speciality Parameter		Luminaire Speciality Parameter	
Rated Flux(lm): 448.620	Luminary Flux(lm): 448.620	Field Angle(10%Imax): 26.3(°)	
Rated Power(W):	Luminary Efficiency: 100.00%	Down Lumens&Percent: 448.620lm 100.00%	
Rated Voltage(V):	Luminary EER(lm/W): 71.345	Up Lumens&Percent: 0.000lm 0.00%	
Tested Power(W): 6.288	Max. Candela(cd): 6572.596	S/MH: C0_a180=0.212 C90_270=0.248	
Lamps' Inside: 1	Max Cand@Ang. (°): C=270.0 γ=4.0	CIE Type: Semi-Direct	
Tested Electrics (V, A, pf):240.8, 0.030, 0.845	Beam Angle(50%Imax): 10.3(°)	ErP Φ use(90°): 370.337lm	
Lamp Size (W*L*H):0.076m*0.076m*0.000m	Left=-1.5°, Right=8.8°	IRF(%): 2615.237	



2D Plane Light Intensity Distribution Curve

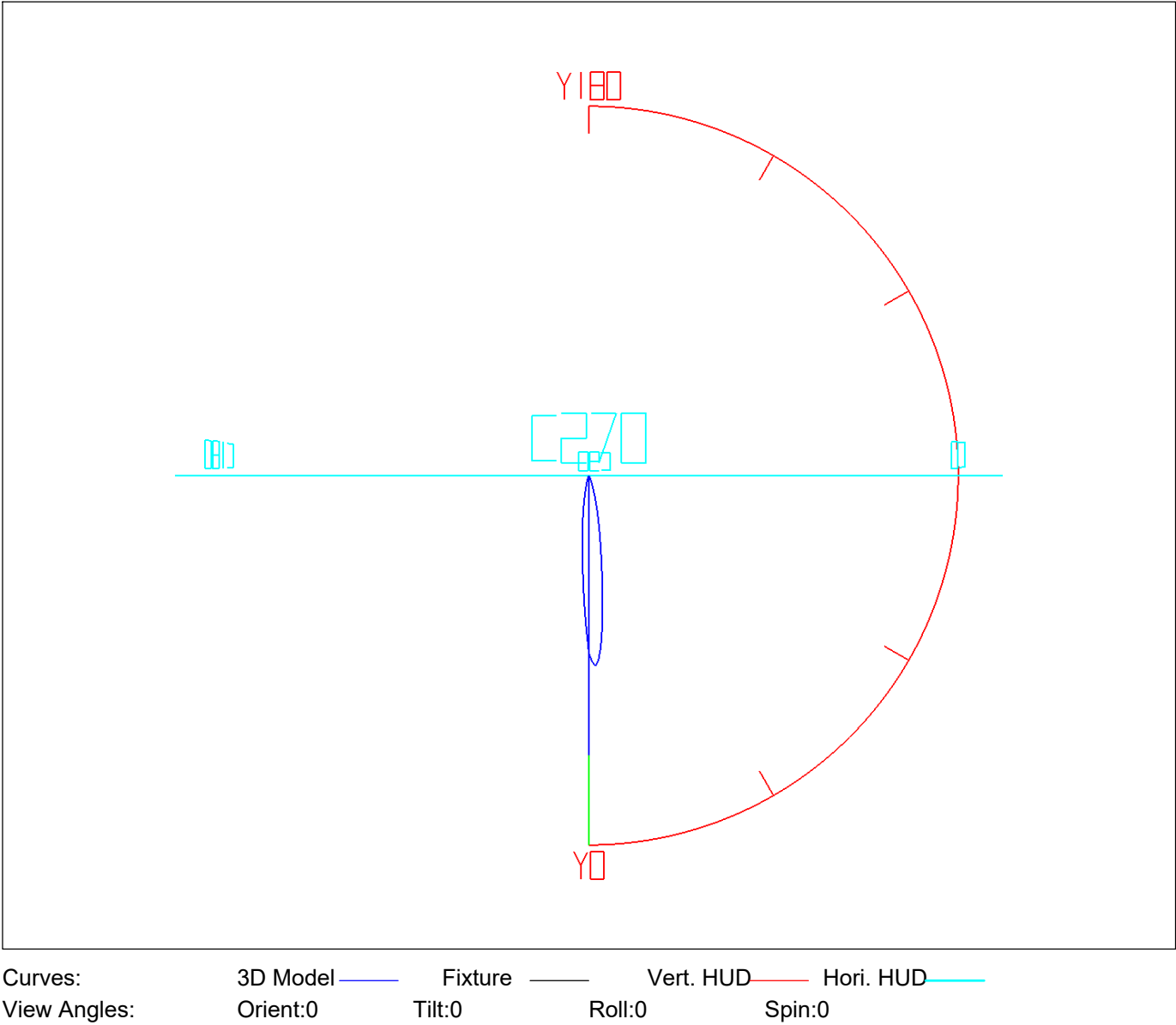
Lum. Name:TR08-06-XX-01 3000K RA90 15D	Lum. Catelog:	Test ID:01
Lamp Name:	Lamp Catelog:LED	Test Lab:Quality Deparment
Manufacture:Shenzhen Norming Lighting Co., Ltd	Test Machine:GON-2000	Test Date:2021/11/15



3D Light Intensity Distribution Modal

Lum. Name:TR08-06-XX-01 3000K RA90 15D	Lum. Catalog:	Test ID:01
Lamp Name:	Lamp Catalog: LED	Test Lab: Quality Department
Manufacture: Shenzhen Norming Lighting Co., Ltd	Test Machine:GON-2000	Test Date: 2021/11/15

3D Light Intensity Distribution Modal



Zonal Flux Tabulation

Zone(γ)	Zone Flux (lm)	Sums Flux (lm)	Zone%Lamp	Sums%Lamp	Zone(γ)	Zone Flux (lm)	Sums Flux (lm)	Zone%Lamp	Sums%Lamp
0.0-1.0	4.09	4.09	0.91	0.91	47.0-48.0	0.11	448.52	0.02	99.98
1.0-2.0	12.15	16.24	2.71	3.62	48.0-49.0	0.06	448.58	0.01	99.99
2.0-3.0	19.46	35.71	4.34	7.96	49.0-50.0	0.03	448.61	0.01	100.00
3.0-4.0	25.53	61.23	5.69	13.65	50.0-51.0	0.01	448.62	0.00	100.00
4.0-5.0	29.91	91.14	6.67	20.32	51.0-52.0	0.00	448.62	0.00	100.00
5.0-6.0	32.34	123.49	7.21	27.53	52.0-53.0	0.00	448.62	0.00	100.00
6.0-7.0	32.76	156.25	7.30	34.83	53.0-54.0	0.00	448.62	0.00	100.00
7.0-8.0	31.46	187.71	7.01	41.84	54.0-55.0	0.00	448.62	0.00	100.00
8.0-9.0	29.26	216.97	6.52	48.36	55.0-56.0	0.00	448.62	0.00	100.00
9.0-10.0	26.85	243.82	5.98	54.35	56.0-57.0	0.00	448.62	0.00	100.00
10.0-11.0	24.40	268.21	5.44	59.79	57.0-58.0	0.00	448.62	0.00	100.00
11.0-12.0	22.01	290.22	4.91	64.69	58.0-59.0	0.00	448.62	0.00	100.00
12.0-13.0	19.76	309.98	4.40	69.10	59.0-60.0	0.00	448.62	0.00	100.00
13.0-14.0	17.67	327.65	3.94	73.04	60.0-61.0	0.00	448.62	0.00	100.00
14.0-15.0	15.74	343.39	3.51	76.54	61.0-62.0	0.00	448.62	0.00	100.00
15.0-16.0	13.88	357.27	3.09	79.64	62.0-63.0	0.00	448.62	0.00	100.00
16.0-17.0	12.11	369.39	2.70	82.34	63.0-64.0	0.00	448.62	0.00	100.00
17.0-18.0	10.47	379.86	2.33	84.67	64.0-65.0	0.00	448.62	0.00	100.00
18.0-19.0	8.98	388.84	2.00	86.67	65.0-66.0	0.00	448.62	0.00	100.00
19.0-20.0	7.66	396.50	1.71	88.38	66.0-67.0	0.00	448.62	0.00	100.00
20.0-21.0	6.54	403.04	1.46	89.84	67.0-68.0	0.00	448.62	0.00	100.00
21.0-22.0	5.62	408.66	1.25	91.09	68.0-69.0	0.00	448.62	0.00	100.00
22.0-23.0	4.86	413.52	1.08	92.18	69.0-70.0	0.00	448.62	0.00	100.00
23.0-24.0	4.23	417.75	0.94	93.12	70.0-71.0	0.00	448.62	0.00	100.00
24.0-25.0	3.73	421.48	0.83	93.95	71.0-72.0	0.00	448.62	0.00	100.00
25.0-26.0	3.30	424.78	0.74	94.69	72.0-73.0	0.00	448.62	0.00	100.00
26.0-27.0	2.94	427.72	0.65	95.34	73.0-74.0	0.00	448.62	0.00	100.00
27.0-28.0	2.62	430.34	0.58	95.93	74.0-75.0	0.00	448.62	0.00	100.00
28.0-29.0	2.34	432.68	0.52	96.45	75.0-76.0	0.00	448.62	0.00	100.00
29.0-30.0	2.08	434.76	0.46	96.91	76.0-77.0	0.00	448.62	0.00	100.00
30.0-31.0	1.86	436.62	0.41	97.33	77.0-78.0	0.00	448.62	0.00	100.00
31.0-32.0	1.66	438.28	0.37	97.70	78.0-79.0	0.00	448.62	0.00	100.00
32.0-33.0	1.48	439.77	0.33	98.03	79.0-80.0	0.00	448.62	0.00	100.00
33.0-34.0	1.32	441.09	0.30	98.32	80.0-81.0	0.00	448.62	0.00	100.00
34.0-35.0	1.18	442.27	0.26	98.58	81.0-82.0	0.00	448.62	0.00	100.00
35.0-36.0	1.04	443.31	0.23	98.82	82.0-83.0	0.00	448.62	0.00	100.00
36.0-37.0	0.92	444.23	0.20	99.02	83.0-84.0	0.00	448.62	0.00	100.00
37.0-38.0	0.80	445.03	0.18	99.20	84.0-85.0	0.00	448.62	0.00	100.00
38.0-39.0	0.69	445.72	0.15	99.35	85.0-86.0	0.00	448.62	0.00	100.00
39.0-40.0	0.59	446.30	0.13	99.48	86.0-87.0	0.00	448.62	0.00	100.00
40.0-41.0	0.49	446.79	0.11	99.59	87.0-88.0	0.00	448.62	0.00	100.00
41.0-42.0	0.41	447.20	0.09	99.68	88.0-89.0	0.00	448.62	0.00	100.00
42.0-43.0	0.34	447.54	0.08	99.76	89.0-90.0	0.00	448.62	0.00	100.00
43.0-44.0	0.29	447.83	0.06	99.82	90.0-91.0	0.00	448.62	0.00	100.00
44.0-45.0	0.24	448.07	0.05	99.88	91.0-92.0	0.00	448.62	0.00	100.00
45.0-46.0	0.20	448.27	0.04	99.92	92.0-93.0	0.00	448.62	0.00	100.00
46.0-47.0	0.15	448.42	0.03	99.95	93.0-94.0	0.00	448.62	0.00	100.00

IES Indoor Report

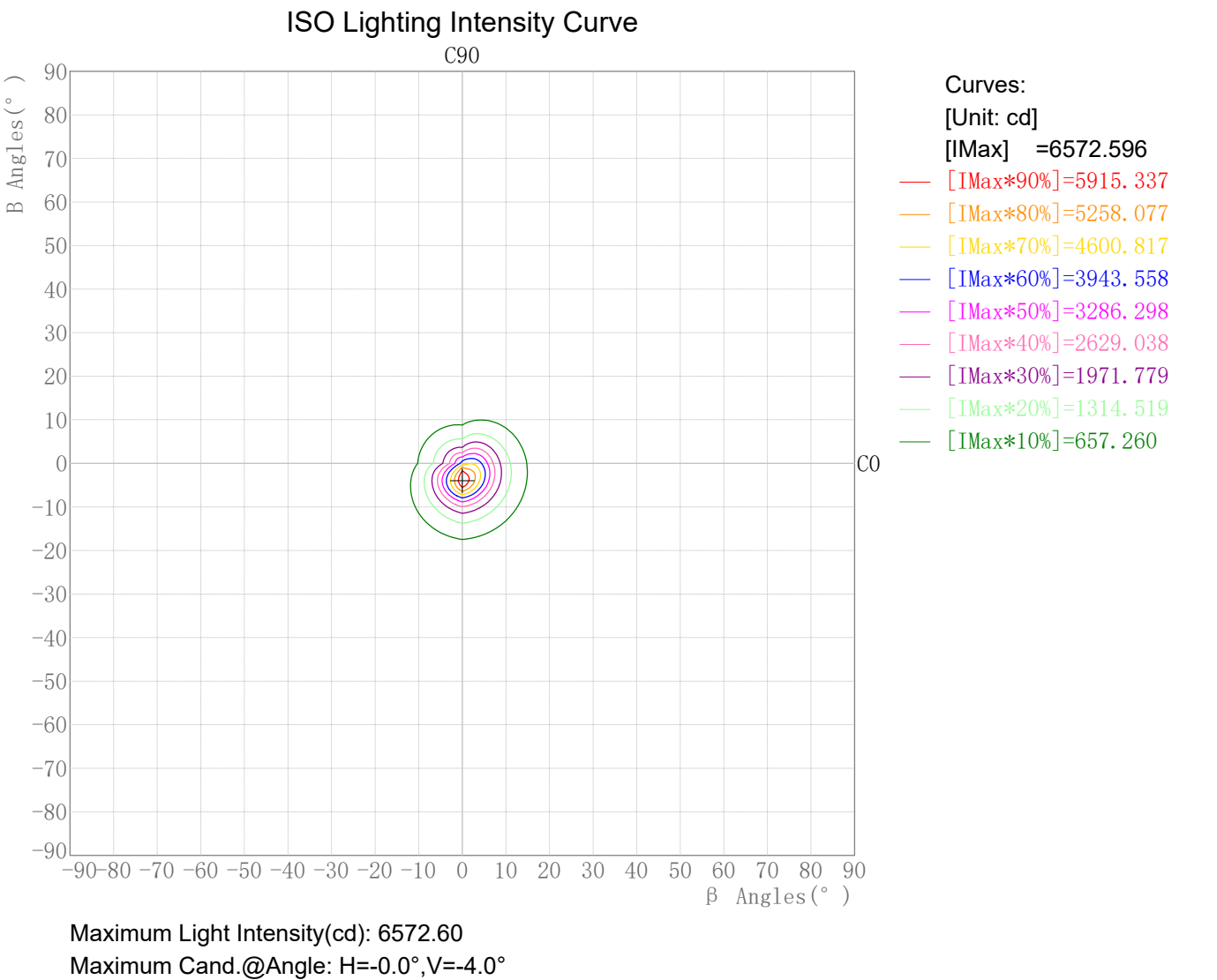
Photometric Filename:TR08-06-XX-01 3000K RA90 15D.IES

Zonal Flux Tabulation - (Cont.)

Zone (γ)	Zone Flux (lm)	Sums Flux (lm)	Zone%Lamp	Sums%Lamp	Zone (γ)	Zone Flux (lm)	Sums Flux (lm)	Zone%Lamp	Sums%Lamp
94. 0-95. 0	0. 00	448. 62	0. 00	100. 00	141. 0-142. 0	0. 00	448. 62	0. 00	100. 00
95. 0-96. 0	0. 00	448. 62	0. 00	100. 00	142. 0-143. 0	0. 00	448. 62	0. 00	100. 00
96. 0-97. 0	0. 00	448. 62	0. 00	100. 00	143. 0-144. 0	0. 00	448. 62	0. 00	100. 00
97. 0-98. 0	0. 00	448. 62	0. 00	100. 00	144. 0-145. 0	0. 00	448. 62	0. 00	100. 00
98. 0-99. 0	0. 00	448. 62	0. 00	100. 00	145. 0-146. 0	0. 00	448. 62	0. 00	100. 00
99. 0-100. 0	0. 00	448. 62	0. 00	100. 00	146. 0-147. 0	0. 00	448. 62	0. 00	100. 00
100. 0-101. 0	0. 00	448. 62	0. 00	100. 00	147. 0-148. 0	0. 00	448. 62	0. 00	100. 00
101. 0-102. 0	0. 00	448. 62	0. 00	100. 00	148. 0-149. 0	0. 00	448. 62	0. 00	100. 00
102. 0-103. 0	0. 00	448. 62	0. 00	100. 00	149. 0-150. 0	0. 00	448. 62	0. 00	100. 00
103. 0-104. 0	0. 00	448. 62	0. 00	100. 00	150. 0-151. 0	0. 00	448. 62	0. 00	100. 00
104. 0-105. 0	0. 00	448. 62	0. 00	100. 00	151. 0-152. 0	0. 00	448. 62	0. 00	100. 00
105. 0-106. 0	0. 00	448. 62	0. 00	100. 00	152. 0-153. 0	0. 00	448. 62	0. 00	100. 00
106. 0-107. 0	0. 00	448. 62	0. 00	100. 00	153. 0-154. 0	0. 00	448. 62	0. 00	100. 00
107. 0-108. 0	0. 00	448. 62	0. 00	100. 00	154. 0-155. 0	0. 00	448. 62	0. 00	100. 00
108. 0-109. 0	0. 00	448. 62	0. 00	100. 00	155. 0-156. 0	0. 00	448. 62	0. 00	100. 00
109. 0-110. 0	0. 00	448. 62	0. 00	100. 00	156. 0-157. 0	0. 00	448. 62	0. 00	100. 00
110. 0-111. 0	0. 00	448. 62	0. 00	100. 00	157. 0-158. 0	0. 00	448. 62	0. 00	100. 00
111. 0-112. 0	0. 00	448. 62	0. 00	100. 00	158. 0-159. 0	0. 00	448. 62	0. 00	100. 00
112. 0-113. 0	0. 00	448. 62	0. 00	100. 00	159. 0-160. 0	0. 00	448. 62	0. 00	100. 00
113. 0-114. 0	0. 00	448. 62	0. 00	100. 00	160. 0-161. 0	0. 00	448. 62	0. 00	100. 00
114. 0-115. 0	0. 00	448. 62	0. 00	100. 00	161. 0-162. 0	0. 00	448. 62	0. 00	100. 00
115. 0-116. 0	0. 00	448. 62	0. 00	100. 00	162. 0-163. 0	0. 00	448. 62	0. 00	100. 00
116. 0-117. 0	0. 00	448. 62	0. 00	100. 00	163. 0-164. 0	0. 00	448. 62	0. 00	100. 00
117. 0-118. 0	0. 00	448. 62	0. 00	100. 00	164. 0-165. 0	0. 00	448. 62	0. 00	100. 00
118. 0-119. 0	0. 00	448. 62	0. 00	100. 00	165. 0-166. 0	0. 00	448. 62	0. 00	100. 00
119. 0-120. 0	0. 00	448. 62	0. 00	100. 00	166. 0-167. 0	0. 00	448. 62	0. 00	100. 00
120. 0-121. 0	0. 00	448. 62	0. 00	100. 00	167. 0-168. 0	0. 00	448. 62	0. 00	100. 00
121. 0-122. 0	0. 00	448. 62	0. 00	100. 00	168. 0-169. 0	0. 00	448. 62	0. 00	100. 00
122. 0-123. 0	0. 00	448. 62	0. 00	100. 00	169. 0-170. 0	0. 00	448. 62	0. 00	100. 00
123. 0-124. 0	0. 00	448. 62	0. 00	100. 00	170. 0-171. 0	0. 00	448. 62	0. 00	100. 00
124. 0-125. 0	0. 00	448. 62	0. 00	100. 00	171. 0-172. 0	0. 00	448. 62	0. 00	100. 00
125. 0-126. 0	0. 00	448. 62	0. 00	100. 00	172. 0-173. 0	0. 00	448. 62	0. 00	100. 00
126. 0-127. 0	0. 00	448. 62	0. 00	100. 00	173. 0-174. 0	0. 00	448. 62	0. 00	100. 00
127. 0-128. 0	0. 00	448. 62	0. 00	100. 00	174. 0-175. 0	0. 00	448. 62	0. 00	100. 00
128. 0-129. 0	0. 00	448. 62	0. 00	100. 00	175. 0-176. 0	0. 00	448. 62	0. 00	100. 00
129. 0-130. 0	0. 00	448. 62	0. 00	100. 00	176. 0-177. 0	0. 00	448. 62	0. 00	100. 00
130. 0-131. 0	0. 00	448. 62	0. 00	100. 00	177. 0-178. 0	0. 00	448. 62	0. 00	100. 00
131. 0-132. 0	0. 00	448. 62	0. 00	100. 00	178. 0-179. 0	0. 00	448. 62	0. 00	100. 00
132. 0-133. 0	0. 00	448. 62	0. 00	100. 00	179. 0-180. 0	0. 00	448. 62	0. 00	100. 00
133. 0-134. 0	0. 00	448. 62	0. 00	100. 00					
134. 0-135. 0	0. 00	448. 62	0. 00	100. 00					
135. 0-136. 0	0. 00	448. 62	0. 00	100. 00					
136. 0-137. 0	0. 00	448. 62	0. 00	100. 00					
137. 0-138. 0	0. 00	448. 62	0. 00	100. 00					
138. 0-139. 0	0. 00	448. 62	0. 00	100. 00					
139. 0-140. 0	0. 00	448. 62	0. 00	100. 00					
140. 0-141. 0	0. 00	448. 62	0. 00	100. 00					

Rectangle ISO Lighting Intensity Diagram

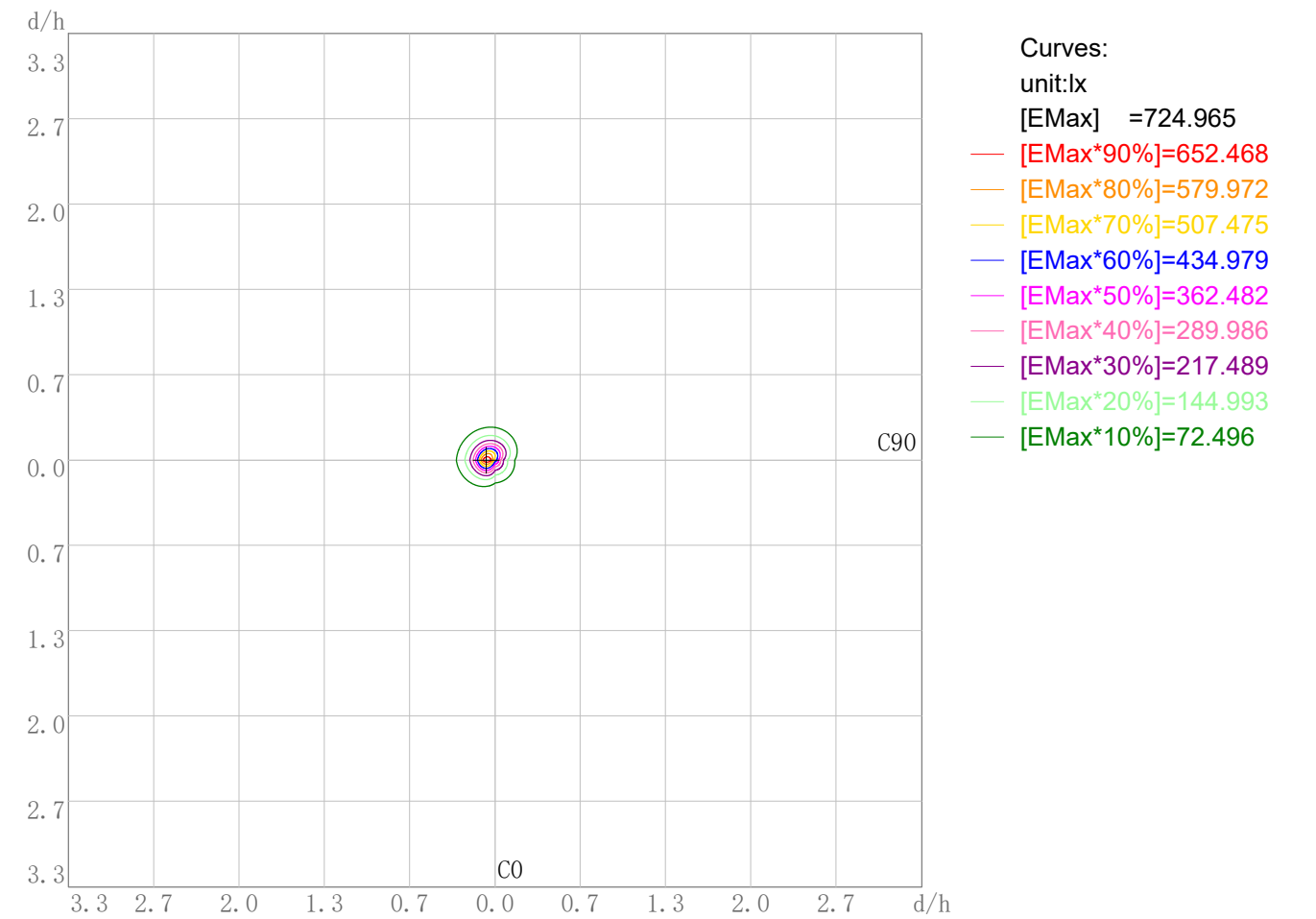
Lum. Name:TR08-06-XX-01 3000K RA90 15D	Lum. Catalog:	Test ID:01
Lamp Name:	Lamp Catalog: LED	Test Lab: Quality Deparment
Manufacture: Shenzhen Norming Lighting Co., Ltd	Test Machine:GON-2000	Test Date: 2021/11/15



Plane ISO-Illuminance Diagram

Lum. Name:TR08-06-XX-01 3000K RA90 15D	Lum. Catalog:	Test ID: 01
Lamp Name:	Lamp Catalog: LED	Test Lab: Quality Department
Manufacture: Shenzhen Norming Lighting Co., Ltd	Test Machine:GON-2000	Test Date: 2021/11/15

Plane ISO-Illuminance Curve



Working Plane Luminaire Mounting Height(m): 3.00

Working Plane Maximum Illuminance(lx): 724.96

Working Plane Maximum Illuminance Position(d/h):H-0.1 V-0.0

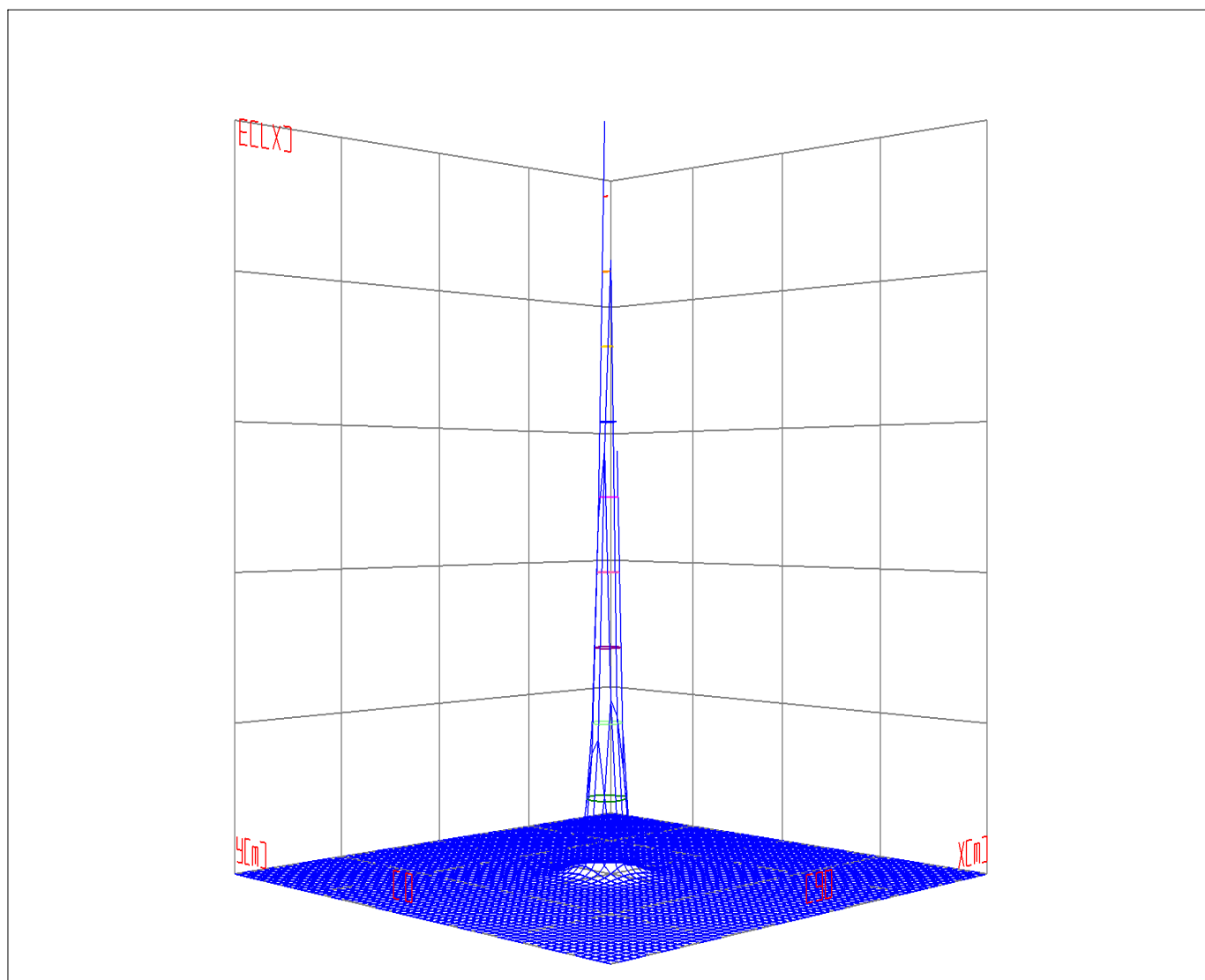
IES Indoor Report

Photometric Filename:TR08-06-XX-01 3000K RA90 15D.IES

3D Plane ISO Illuminance Diagram

Lum. Name: TR08-06-XX-01 3000K RA90 15D	Lum. Catalog:	Test ID: 01
Lamp Name:	Lamp Catalog: LED	Test Lab: Quality Department
Manufacture: Shenzhen Norming Lighting Co., Ltd	Test Machine:GON-2000	Test Date: 2021/11/15

3D Plane Illuminance Modal

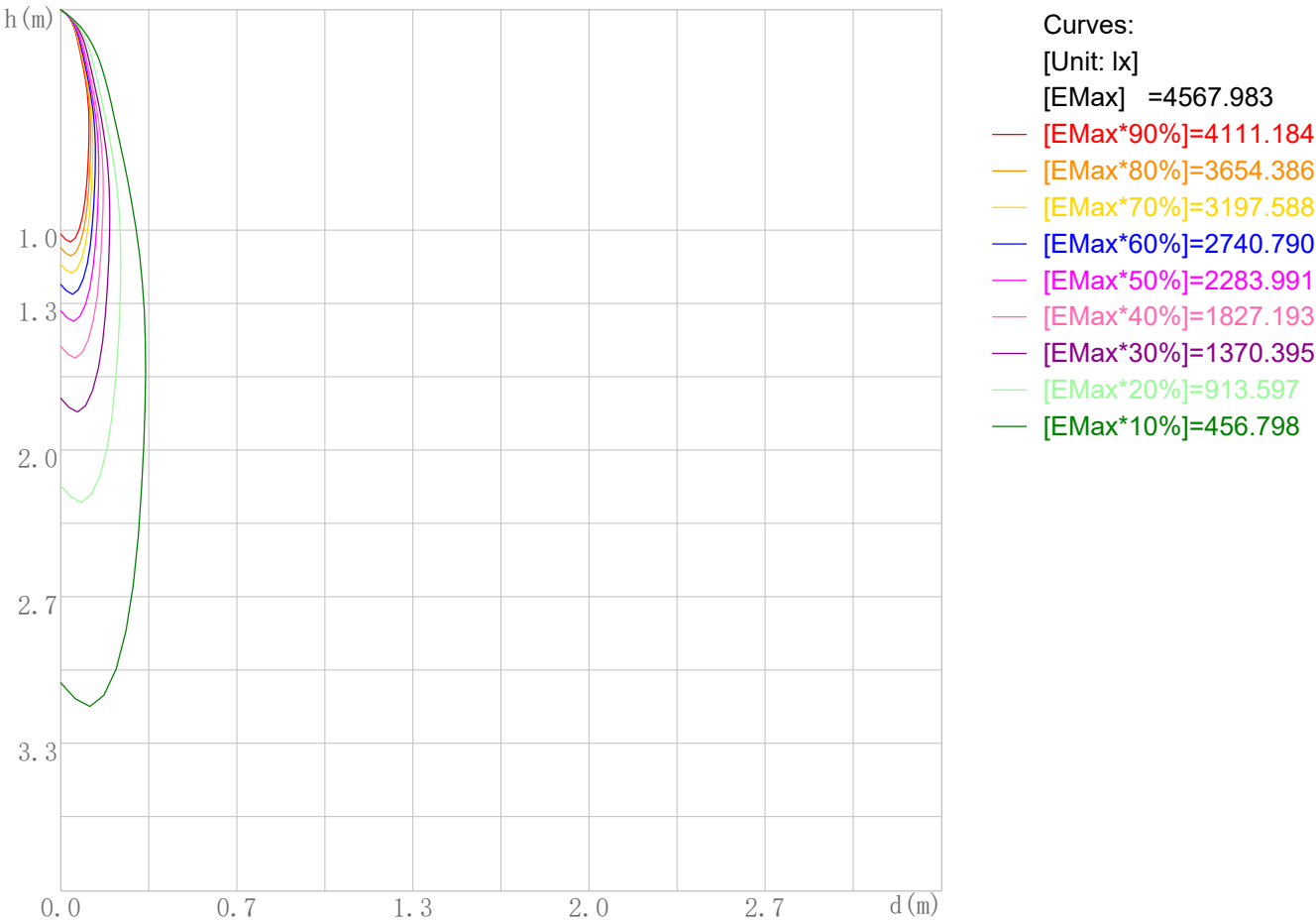


Curves: 3D Model — 90% — 80% — 70% — 60% — 50% — 40% — 30% — 20% — 10% —
View Angles(deg): 0 Height(m): 3.0 Distance(m): 10.0

Space ISO Illuminance Diagram

Lum. Name:TR08-06-XX-01 3000K RA90 15D	Lum. Catelog:	Test ID:01
Lamp Name:	Lamp Catelog:LED	Test Lab:Quality Deparment
Manufacture:Shenzhen Norming Lighting Co., Ltd	Test Machine:GON-2000	Test Date:2021/11/15

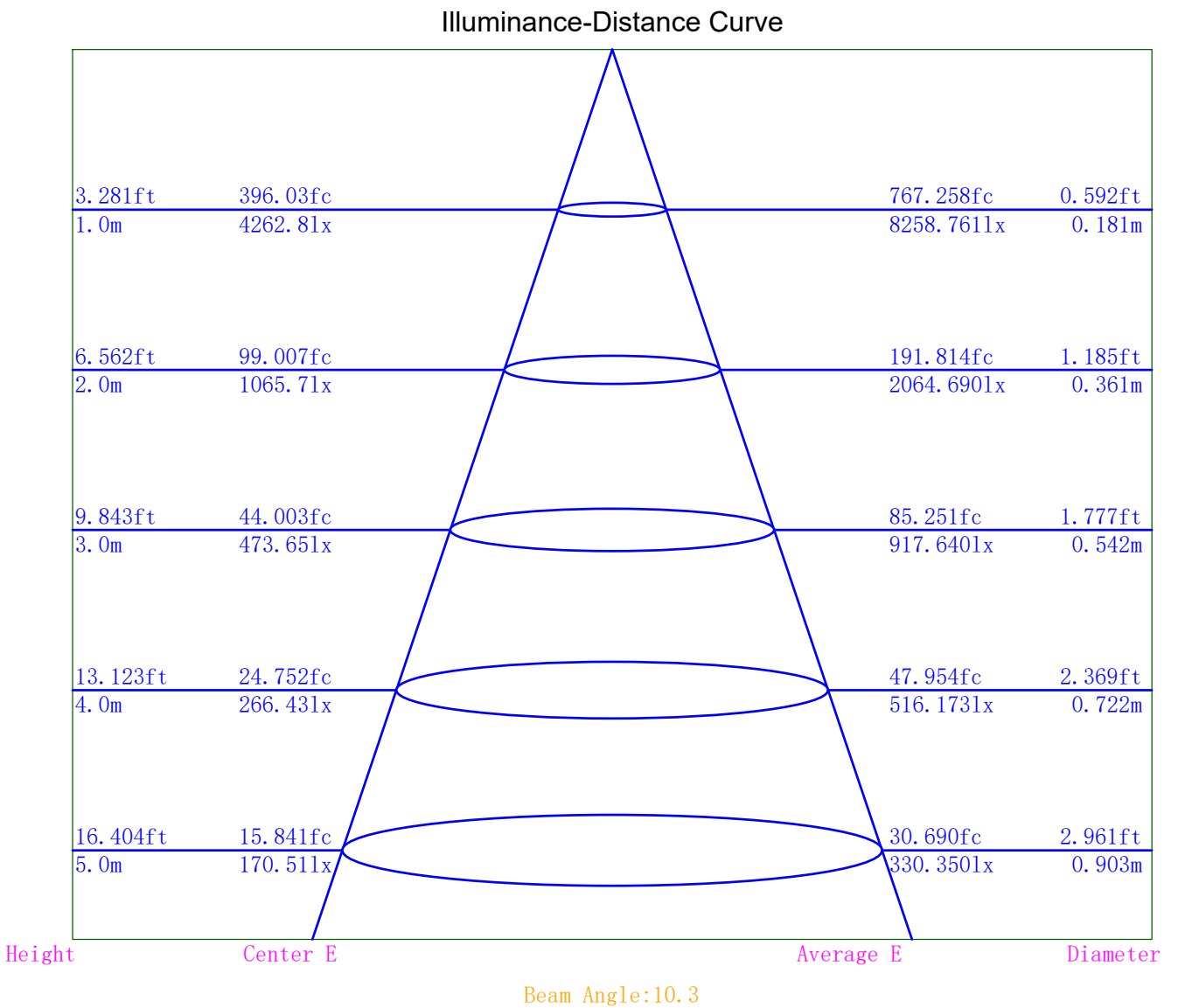
Space ISO Illuminance Curve



Space Plane Maximum Illuminance and @Angle:4567.98lx,2.0deg
Plane Maximum Lighting Intensity and @Angle:4576.341cd,0deg

Illuminance-Distance Diagram

Lum. Name:TR08-06-XX-01 3000K RA90 15D	Lum. Catelog:	Test ID:01
Lamp Name:	Lamp Catelog:LED	Test Lab:Quality Deparment
Manufacture:Shenzhen Norming Lighting Co., Ltd	Test Machine:GON-2000	Test Date:2021/11/15



Indoor Luminance Limiting Curves

Lum. Name: TR08-06-XX-01 3000K RA90 15D	Lum. Catalog:	Test ID: 01
Lamp Name:	Lamp Catalog: LED	Test Lab: Quality Department
Manufacture: Shenzhen Norming Lighting Co., Ltd	Test Machine:GON-2000	Test Date: 2021/11/15

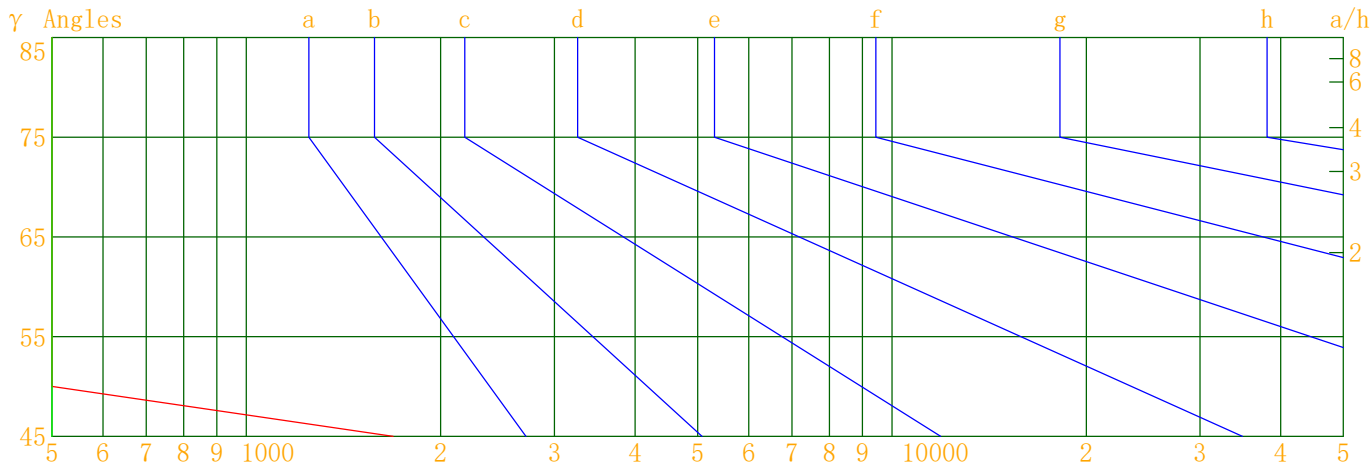
Glare Grade Table

GI	Quality	Using Illuminance							
1.15	A	2000	1000	500	<=300				
1.5	B		2000	1000	500	<=300			
1.85	C			2000	1000	500	<=300		
2.2	D				2000	1000	500	<=300	
2.55	E	a				2000	1000	500	<=300
			b	c	d	e	f	g	h

Luminance Table

Gama(deg)	45	50	55	60	65	70	75	80	85
C0	1687	0	0	0	0	0	0	0	0
C90	0	0	0	0	0	0	0	0	0

Luminance Limiting Curve



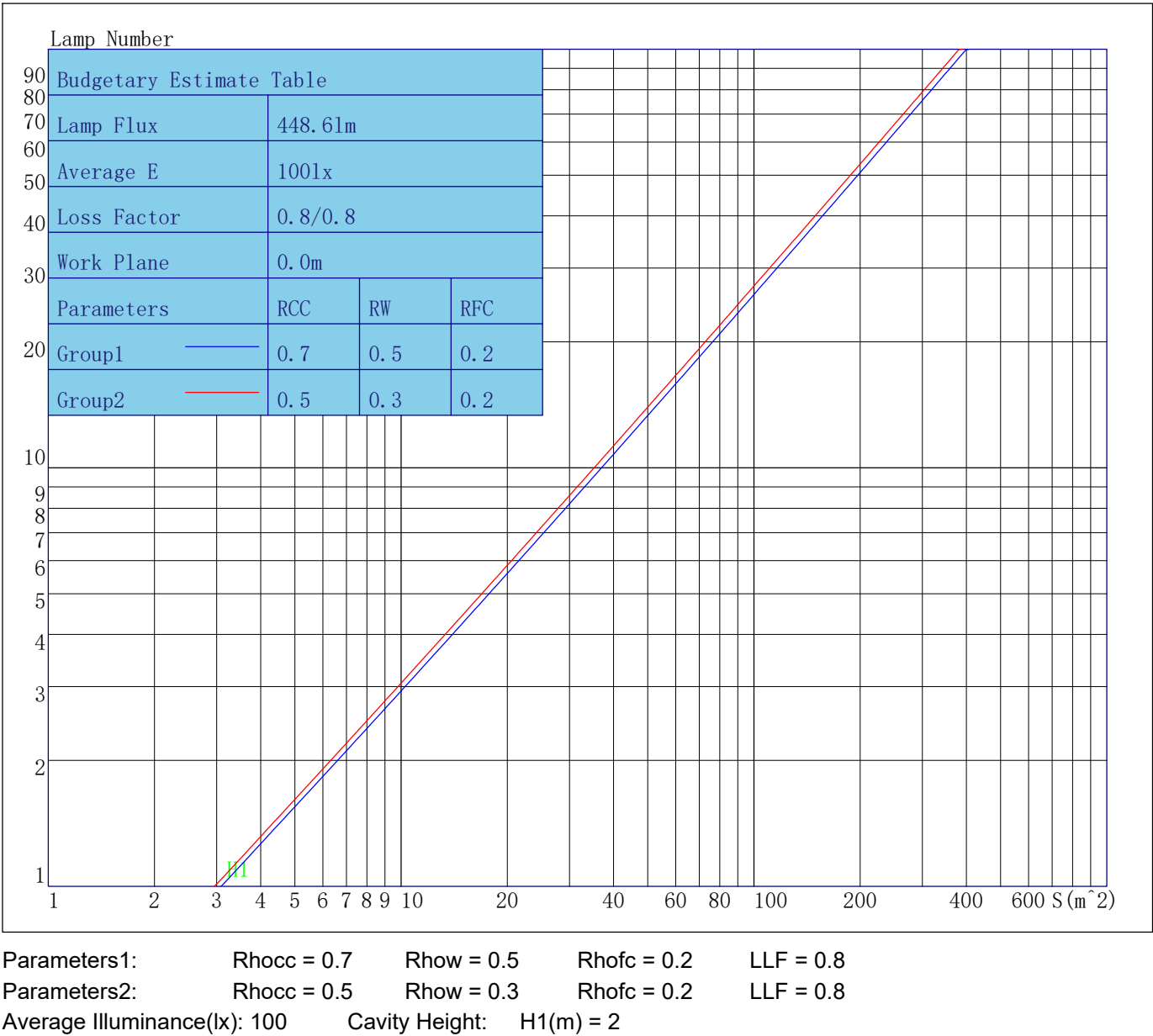
Luminous Size: Length(m)=-0.076 Width(m)=-0.076 Height(m)=0.000 Area(m^2)=0.004536

Luminous Type: Without Luminous Side

Luminous Curves: C0-C180 Color: C90-C270 Color:

Indoor Budgetary Estimate Table

Lum. Name: TR08-06-XX-01 3000K RA90 15D	Lum. Catalog:	Test ID: 01
Lamp Name:	Lamp Catalog: LED	Test Lab: Quality Department
Manufacture: Shenzhen Norming Lighting Co., Ltd	Test Machine:GON-2000	Test Date: 2021/11/15



Indoor Coefficient of Utilization Table

Lum. Name: TR08-06-XX-01 3000K RA90 15D	Lum. Catelog:	Test ID: 01
Lamp Name:	Lamp Catelog: LED	Test Lab: Quality Deparment
Manufacture: Shenzhen Norming Lighting Co., Ltd	Test Machine:GON-2000	Test Date: 2021/11/15

Coefficients of Utilization - Zonal Cavity Method																		
Coef.	Effective Floor Cavity Reflectance RFC=0.20																	
RhoCC (%)	80				70				50			30			10			0
RhoW (%)	70	50	30	10	70	50	30	10	50	30	10	50	30	10	50	30	10	0
RCR	Coefficient of Utilization(%)																	
0	119	119	119	119	116	116	116	116	111	111	111	106	106	106	102	102	102	100
1	116	114	112	110	113	112	110	109	108	106	105	104	103	102	101	100	99	98
2	112	109	107	104	110	108	105	103	105	103	101	102	100	99	99	98	97	96
3	110	105	102	100	108	104	101	99	102	99	98	100	98	96	97	96	95	93
4	107	102	99	96	105	101	98	96	99	97	95	98	95	94	96	94	93	92
5	104	99	96	93	103	99	95	93	97	94	92	96	93	91	94	92	91	90
6	102	97	93	91	101	96	93	91	95	92	90	94	91	89	93	91	89	88
7	100	95	91	89	99	94	91	88	93	90	88	92	89	88	91	89	87	86
8	98	93	89	87	97	92	89	87	91	88	86	90	88	86	90	87	86	85
9	96	91	87	85	95	90	87	85	90	87	85	89	86	84	88	86	84	83
10	94	89	86	83	94	89	85	83	88	85	83	87	85	83	87	84	83	82

Unified Glare Rating Table

Lum. Name:TR08-06-XX-01 3000K RA90 15D	Lum. Catalog:	Test ID:01
Lamp Name:	Lamp Catalog: LED	Test Lab: Quality Deparment
Manufacture: Shenzhen Norming Lighting Co., Ltd	Test Machine:GON-2000	Test Date: 2021/11/15

Unified Glare Rating Table

Ceiling RCC	0.70	0.70	0.50	0.50	0.30	0.70	0.70	0.50	0.50	0.30	
Wall RW	0.50	0.30	0.50	0.30	0.30	0.50	0.30	0.50	0.30	0.30	
Floor RFC	0.20	0.20	0.20	0.20	0.20	0.20	0.20	0.20	0.20	0.20	
Room Size	Vewed crosswise					Vewed endwise					
X=2H Y=2H	4.5	5.7	4.9	6.0	6.4	-1.3	-0.1	-1.0	0.2	0.5	
	Y=3H	4.3	5.4	4.7	5.8	6.1	-1.6	-0.4	-1.2	-0.1	0.2
	Y=4H	4.2	5.3	4.6	5.6	6.0	-1.7	-0.6	-1.3	-0.3	0.1
	Y=6H	4.1	5.1	4.5	5.4	5.8	-1.8	-0.8	-1.4	-0.4	-0.0
	Y=8H	4.0	5.0	4.4	5.4	5.8	-1.9	-0.9	-1.4	-0.5	-0.1
	Y=12H	4.0	4.9	4.4	5.3	5.7	-1.9	-1.0	-1.5	-0.6	-0.2
X=4H Y=2H	4.2	5.3	4.6	5.6	6.0	-1.7	-0.6	-1.3	-0.3	0.1	
	Y=3H	3.9	4.9	4.4	5.3	5.7	-1.9	-1.0	-1.5	-0.6	-0.2
	Y=4H	3.8	4.7	4.2	5.1	5.6	-2.1	-1.2	-1.6	-0.8	-0.3
	Y=6H	3.7	4.5	4.1	4.9	5.4	-2.2	-1.4	-1.7	-0.9	-0.5
	Y=8H	3.6	4.4	4.1	4.8	5.3	-2.3	-1.5	-1.8	-1.0	-0.6
	Y=12H	3.6	4.3	4.0	4.8	5.2	-2.3	-1.6	-1.8	-1.1	-0.6
X=8H Y=4H	3.6	4.4	4.1	4.8	5.3	-2.3	-1.5	-1.8	-1.0	-0.6	
	Y=6H	3.5	4.2	4.0	4.7	5.2	-2.4	-1.7	-1.9	-1.2	-0.6
	Y=8H	3.4	4.0	3.9	4.6	5.0	-2.5	-1.8	-2.0	-1.3	-0.8
	Y=12H	3.3	3.9	3.8	4.4	5.0	-2.5	-1.9	-2.0	-1.4	-0.9
X=12H Y=4H	3.6	4.3	4.0	4.8	5.2	-2.3	-1.6	-1.8	-1.1	-0.6	
	Y=6H	3.4	4.1	3.9	4.5	5.1	-2.5	-1.8	-1.9	-1.3	-0.8
	Y=8H	3.3	3.9	3.8	4.4	5.0	-2.5	-1.9	-2.0	-1.4	-0.9
Variations with the objerver position at spacings											
S=1.0H	0.0/0.0					0.0/0.0					
S=1.5H	0.0/0.0					0.0/0.0					
S=2.0H	0.0/0.0					0.0/0.0					
Reduced UGR Table:											
Nordic Standard Table:	BK0					BK0					
Correction Value	0.0					0.0					

o the CIE Pub.117,data has been corrected,refers to the lamp’s lumens 8.2flm.

Candela Tabulation

V/H	C0.0	C90.0	C180.0	C270.0
γ 0.0	4262.84	4262.84	4262.84	4262.84
γ 1.0	4468.01	3637.77	3654.40	5405.28
γ 2.0	4576.34	2888.85	3108.81	6122.31
γ 3.0	4439.94	2280.23	2591.11	6541.81
γ 4.0	4121.60	1814.09	2146.10	6572.60
γ 5.0	3672.58	1467.95	1781.04	6233.96
γ 6.0	3166.16	1195.86	1487.41	5611.68
γ 7.0	2663.65	972.19	1239.17	4776.13
γ 8.0	2225.69	782.31	1028.33	3897.99
γ 9.0	1859.88	625.46	848.07	3174.73
γ 10.0	1564.58	496.32	690.10	2606.71
γ 11.0	1318.06	392.05	555.18	2143.41
γ 12.0	1107.27	310.74	441.54	1783.80
γ 13.0	925.63	248.47	350.70	1491.44
γ 14.0	766.54	202.48	278.91	1259.29
γ 15.0	627.46	168.45	223.40	1059.67
γ 16.0	505.45	142.76	181.85	880.51
γ 17.0	404.44	122.60	150.13	723.00
γ 18.0	324.94	106.42	125.56	583.69
γ 19.0	262.13	93.09	105.89	462.67
γ 20.0	213.55	81.71	89.11	365.47
γ 21.0	177.42	71.81	74.84	289.21
γ 22.0	149.92	63.31	62.73	229.60
γ 23.0	128.19	55.94	52.48	183.73
γ 24.0	111.15	49.42	44.16	149.63
γ 25.0	96.92	43.98	37.34	123.41
γ 26.0	85.04	39.05	31.57	102.58
γ 27.0	75.06	34.50	26.89	85.70
γ 28.0	66.55	30.51	22.88	71.71
γ 29.0	58.98	26.77	19.66	60.15
γ 30.0	52.40	23.30	16.83	50.57
γ 31.0	46.71	20.14	14.50	42.95
γ 32.0	41.71	17.17	12.38	36.52
γ 33.0	37.36	14.43	10.67	31.32
γ 34.0	33.08	12.10	9.10	26.94
γ 35.0	29.31	9.89	7.85	23.28
γ 36.0	25.72	7.92	6.63	20.33
γ 37.0	22.49	6.05	5.43	17.79
γ 38.0	19.61	4.45	4.38	15.53
γ 39.0	17.08	2.82	3.25	13.67
γ 40.0	14.60	1.50	2.14	12.22
γ 41.0	12.50	0.26	1.27	10.63
γ 42.0	10.48	0.00	0.19	9.42
γ 43.0	8.63	0.00	0.00	8.16
γ 44.0	6.90	0.00	0.00	6.95
γ 45.0	5.41	0.00	0.00	5.81
γ 46.0	3.96	0.00	0.00	4.78

Candela Tabulation - (Cont.)

V/H	C0.0	C90.0	C180.0	C270.0
γ 47.0	2.70	0.00	0.00	3.66
γ 48.0	1.41	0.00	0.00	2.65
γ 49.0	0.26	0.00	0.00	1.71
γ 50.0	0.00	0.00	0.00	0.77
γ 51.0	0.00	0.00	0.00	0.00
γ 52.0	0.00	0.00	0.00	0.00
γ 53.0	0.00	0.00	0.00	0.00
γ 54.0	0.00	0.00	0.00	0.00
γ 55.0	0.00	0.00	0.00	0.00
γ 56.0	0.00	0.00	0.00	0.00
γ 57.0	0.00	0.00	0.00	0.00
γ 58.0	0.00	0.00	0.00	0.00
γ 59.0	0.00	0.00	0.00	0.00
γ 60.0	0.00	0.00	0.00	0.00
γ 61.0	0.00	0.00	0.00	0.00
γ 62.0	0.00	0.00	0.00	0.00
γ 63.0	0.00	0.00	0.00	0.00
γ 64.0	0.00	0.00	0.00	0.00
γ 65.0	0.00	0.00	0.00	0.00
γ 66.0	0.00	0.00	0.00	0.00
γ 67.0	0.00	0.00	0.00	0.00
γ 68.0	0.00	0.00	0.00	0.00
γ 69.0	0.00	0.00	0.00	0.00
γ 70.0	0.00	0.00	0.00	0.00
γ 71.0	0.00	0.00	0.00	0.00
γ 72.0	0.00	0.00	0.00	0.00
γ 73.0	0.00	0.00	0.00	0.00
γ 74.0	0.00	0.00	0.00	0.00
γ 75.0	0.00	0.00	0.00	0.00
γ 76.0	0.00	0.00	0.00	0.00
γ 77.0	0.00	0.00	0.00	0.00
γ 78.0	0.00	0.00	0.00	0.00
γ 79.0	0.00	0.00	0.00	0.00
γ 80.0	0.00	0.00	0.00	0.00
γ 81.0	0.00	0.00	0.00	0.00
γ 82.0	0.00	0.00	0.00	0.00
γ 83.0	0.00	0.00	0.00	0.00
γ 84.0	0.00	0.00	0.00	0.00
γ 85.0	0.00	0.00	0.00	0.00
γ 86.0	0.00	0.00	0.00	0.00
γ 87.0	0.00	0.00	0.00	0.00
γ 88.0	0.00	0.00	0.00	0.00
γ 89.0	0.00	0.00	0.00	0.00
γ 90.0	0.00	0.00	0.00	0.00
γ 91.0	0.00	0.00	0.00	0.00
γ 92.0	0.00	0.00	0.00	0.00
γ 93.0	0.00	0.00	0.00	0.00

Candela Tabulation - (Cont.)

V/H	C0.0	C90.0	C180.0	C270.0
γ 94.0	0.00	0.00	0.00	0.00
γ 95.0	0.00	0.00	0.00	0.00
γ 96.0	0.00	0.00	0.00	0.00
γ 97.0	0.00	0.00	0.00	0.00
γ 98.0	0.00	0.00	0.00	0.00
γ 99.0	0.00	0.00	0.00	0.00
γ 100.0	0.00	0.00	0.00	0.00
γ 101.0	0.00	0.00	0.00	0.00
γ 102.0	0.00	0.00	0.00	0.00
γ 103.0	0.00	0.00	0.00	0.00
γ 104.0	0.00	0.00	0.00	0.00
γ 105.0	0.00	0.00	0.00	0.00
γ 106.0	0.00	0.00	0.00	0.00
γ 107.0	0.00	0.00	0.00	0.00
γ 108.0	0.00	0.00	0.00	0.00
γ 109.0	0.00	0.00	0.00	0.00
γ 110.0	0.00	0.00	0.00	0.00
γ 111.0	0.00	0.00	0.00	0.00
γ 112.0	0.00	0.00	0.00	0.00
γ 113.0	0.00	0.00	0.00	0.00
γ 114.0	0.00	0.00	0.00	0.00
γ 115.0	0.00	0.00	0.00	0.00
γ 116.0	0.00	0.00	0.00	0.00
γ 117.0	0.00	0.00	0.00	0.00
γ 118.0	0.00	0.00	0.00	0.00
γ 119.0	0.00	0.00	0.00	0.00
γ 120.0	0.00	0.00	0.00	0.00
γ 121.0	0.00	0.00	0.00	0.00
γ 122.0	0.00	0.00	0.00	0.00
γ 123.0	0.00	0.00	0.00	0.00
γ 124.0	0.00	0.00	0.00	0.00
γ 125.0	0.00	0.00	0.00	0.00
γ 126.0	0.00	0.00	0.00	0.00
γ 127.0	0.00	0.00	0.00	0.00
γ 128.0	0.00	0.00	0.00	0.00
γ 129.0	0.00	0.00	0.00	0.00
γ 130.0	0.00	0.00	0.00	0.00
γ 131.0	0.00	0.00	0.00	0.00
γ 132.0	0.00	0.00	0.00	0.00
γ 133.0	0.00	0.00	0.00	0.00
γ 134.0	0.00	0.00	0.00	0.00
γ 135.0	0.00	0.00	0.00	0.00
γ 136.0	0.00	0.00	0.00	0.00
γ 137.0	0.00	0.00	0.00	0.00
γ 138.0	0.00	0.00	0.00	0.00
γ 139.0	0.00	0.00	0.00	0.00
γ 140.0	0.00	0.00	0.00	0.00

Candela Tabulation - (Cont.)

V/H	C0.0	C90.0	C180.0	C270.0
γ 141.0	0.00	0.00	0.00	0.00
γ 142.0	0.00	0.00	0.00	0.00
γ 143.0	0.00	0.00	0.00	0.00
γ 144.0	0.00	0.00	0.00	0.00
γ 145.0	0.00	0.00	0.00	0.00
γ 146.0	0.00	0.00	0.00	0.00
γ 147.0	0.00	0.00	0.00	0.00
γ 148.0	0.00	0.00	0.00	0.00
γ 149.0	0.00	0.00	0.00	0.00
γ 150.0	0.00	0.00	0.00	0.00
γ 151.0	0.00	0.00	0.00	0.00
γ 152.0	0.00	0.00	0.00	0.00
γ 153.0	0.00	0.00	0.00	0.00
γ 154.0	0.00	0.00	0.00	0.00
γ 155.0	0.00	0.00	0.00	0.00
γ 156.0	0.00	0.00	0.00	0.00
γ 157.0	0.00	0.00	0.00	0.00
γ 158.0	0.00	0.00	0.00	0.00
γ 159.0	0.00	0.00	0.00	0.00
γ 160.0	0.00	0.00	0.00	0.00
γ 161.0	0.00	0.00	0.00	0.00
γ 162.0	0.00	0.00	0.00	0.00
γ 163.0	0.00	0.00	0.00	0.00
γ 164.0	0.00	0.00	0.00	0.00
γ 165.0	0.00	0.00	0.00	0.00
γ 166.0	0.00	0.00	0.00	0.00
γ 167.0	0.00	0.00	0.00	0.00
γ 168.0	0.00	0.00	0.00	0.00
γ 169.0	0.00	0.00	0.00	0.00
γ 170.0	0.00	0.00	0.00	0.00
γ 171.0	0.00	0.00	0.00	0.00
γ 172.0	0.00	0.00	0.00	0.00
γ 173.0	0.00	0.00	0.00	0.00
γ 174.0	0.00	0.00	0.00	0.00
γ 175.0	0.00	0.00	0.00	0.00
γ 176.0	0.00	0.00	0.00	0.00
γ 177.0	0.00	0.00	0.00	0.00
γ 178.0	0.00	0.00	0.00	0.00
γ 179.0	0.00	0.00	0.00	0.00
γ 180.0	0.00	0.00	0.00	0.00